


Je dessine des garçons - Issue #2 (november 2024)

Gabriel's letter

Welcome to my creative world! ✨



THANKS

Thank you for your feedback on the first issue of my newsletter. I was delighted to see that you enjoyed it and delighted to see that it could, as I had hoped, create more closeness between us.

For this second letter, I would like to tell you about my drawing process and share with you my favorite illustrations created as part of Inktober 2024. I'll let you discover all of this a little further down.



The nude drawing ...

Nude drawing is an artistic practice as old as it is fascinating, which raises many questions. I am often asked how it works when you want to have yourself drawn, there are indeed several ways of doing it and which give different results.

Nude drawing from a live model, a timeless practice

Nude drawing from a model is an ancient practice that has spanned the history of art, and whose origins date back to Antiquity, when people were already seeking to capture the beauty and ideal proportions of the human body.

Nude drawing **is generally practiced from a live model** . A model then stands in front of one or more people, which generates as many different points of view depending on the positions of the drawer. The model then holds specific positions for defined durations. We generally start with very short pose times to warm up (from 2 to 5 minutes) to move towards longer pose times (10 to 20 or even 30 minutes). You should know, from having already done it, that holding a pose can be trying, and sometimes requires taking breaks to relax your muscles and joints.



Drawing that I made during a workshop session



Drawing from photo

Material focus during nude drawing sessions

Formats and media


The use of large formats is particularly interesting for nude drawing. It allows for ample movements, to work in complete freedom, and to explore the space of the sheet without feeling cramped. It also helps to capture the whole body, its proportions and volumes, and to concentrate on broad and expressive lines.

Tools and techniques

The techniques, meanwhile, offer an infinite variety of expressions: pencils for the precision of details, charcoal for an intense and raw rendering, pastels for soft nuances or touches of color, and markers for bold and contrasting lines. Working on colored papers also allows you to play with shadows and create unexpected effects, bringing out the contours of the body in an original way.



Two quick poses (5 min)



20 min pose

Artistic Benefits of Nude Drawing

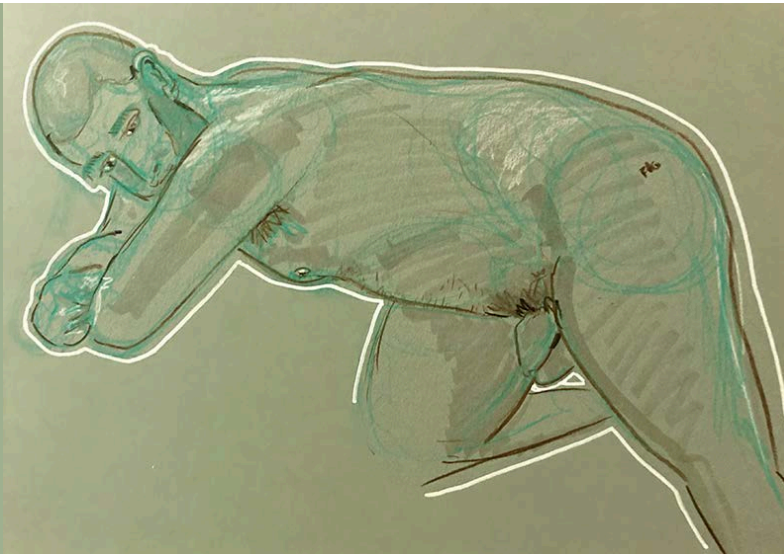
Nude drawing is an invaluable exercise for understanding volumes and proportions. By drawing models in the flesh, we develop a finer understanding of human anatomy, the dynamics of poses and muscular structure. Over time, this learning is reflected in the precision of the sketches, and this is felt even in the more stylized works. It is an exercise that forces us to adapt, to perceive the body in an ever-renewed way.

The emotional experience for the artist and the model

For the artist : Drawing a live model can sometimes be intimidating, especially for beginners. You are faced with a real person, with the pressure to "not make a mistake." This apprehension is normal, and part of the learning process. Remembering that it is an exploration, without the need for perfection, allows you to release this pressure and let yourself go.

For the model : It is essential to respect the model's privacy and comfort. Before you begin, make sure to provide them with a quiet space to undress and ensure that the room is well heated. These little touches help the model to relax, which is also reflected in the fluidity and naturalness of the poses. A serene and confident model makes for a more lively drawing.

Another important aspect for the model is to discover themselves through the eyes of others, which can often boost self-confidence. Watching artists create beautiful illustrations of their image is a rewarding experience.



Drawing from a live model one-on-one, 20 min pose

My experience of drawing nudes from a model

Group drawing from a live model

During my studies, I was able to practice my first sessions of drawing from a live model and it was very enriching. The fact that the model is in front of you, in 3D with volumes, and micro-movements makes the exercise complicated at first, but allows you to create sketches with a lot of character.

For me, it makes the drawing come alive. When you look at a drawing, I think you can tell the difference between a life drawing and a photo drawing by the vibrant character of the life drawing.

What is also interesting is to share the different productions of the group according to the points of view and techniques. This allows to discover other ways of representing the body and to experiment with new approaches.

Nude drawing face to face

Recently, I tested the one-on-one life drawing. It's not at all the same exercise, because it's generally done in a smaller room than in a workshop and so you have less perspective on the model. Then, it puts a bit of pressure on you, because you're the only one drawing it and... you can't mess it up, because the model will want to see all the drawings. Finally, the nice side of the one-on-one is that you can chat with the model while drawing and allow them to get comfortable more quickly than in front of 25 people.

Nude drawing online

I got back into drawing by participating in online groups. The idea was to draw a model who is at home behind his webcam.

The advantages are that it is easy to participate in this type of workshop, no need to travel. We find the interesting constraints of the live model: the limited pose times and the micro-movements of the model. On the other hand, the fact that it goes through a screen crushes the volumes: we draw a model already flat.



Drawing from a live model one-on-one, 20 min pose



Drawing from a live model in videoconference, 20-minute pose

Nude drawing from photo, without live model

Finally, we can practice drawing from a photo, there, it is luxury, because we no longer have time constraints and the model does not move, but there are some disadvantages: depending on how we position ourselves in relation to the photo, we can easily distort the perspective, because it is very close to us. Then, in my opinion, the fact of not having a limited time does not force us to go to the essential and, sometimes, we can waste a lot of time on unimportant details. Drawing from a photo is generally a less spontaneous drawing.

In short, life drawing is much more than just a technical exercise. It is an enriching experience, both for the artist and the model, which allows them to better understand the human body while strengthening their self-confidence.

For the model, discovering themselves through the eyes of others, and seeing artists create beautiful illustrations of themselves, can be a deeply rewarding experience. So, I hope you have learned something from this practical focus on life drawing and that it will make you want to explore this unique practice.

Exclusive drawing of the month



Hungry ? (2024, Gabriel)

In this illustration titled " *Hungry* ", the character fully embodies his name, with a presence that is both generous and greedy. His rounded silhouette

suggests an insatiable appetite, a taste for life as greedy as what he has to offer. The contrast between colored flat tints and white lines accentuates this desire for abundance. It is an ode to sensuality and plenitude, where every detail comes together to reveal an uninhibited and assertive masculinity.

All my exclusive illustrations are available on [my Patreon](#).

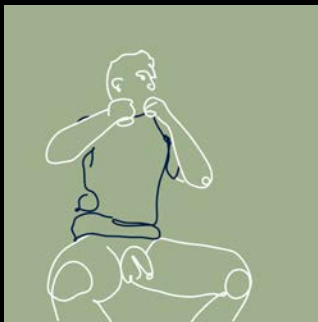
Back to... Inktober

Inktober
2024

Inktober is initially above all a **creative challenge** : every day in **October**, an **ink drawing inspired by a list of themes** (one word per day), with only our imagination and style as a guide. It's a way to surpass ourselves, to test new ideas, and above all to share our artistic universe with the community.

For me, it is also an **opportunity to revisit my style** : this year, each illustration was born in a play of green flat tints and white lines, highlighting my masculine illustrations. **A month of experimentation** to remain faithful to my graphic universe while sharing it with you.

Here is a selection of my favorite illustrations from this **Inktober 2024**:



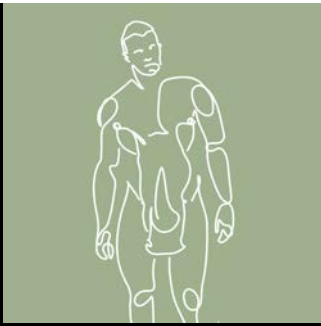
Discover



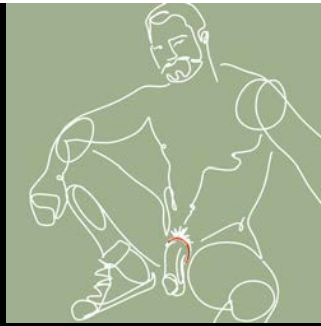
Hike



Backpack



Rhinoceros



Rust



Exotic



Snacks



Ridge

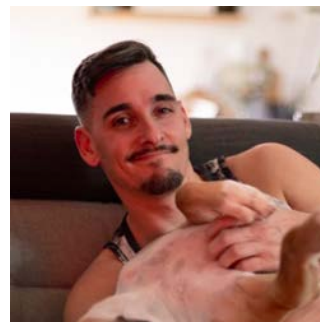


Navigator

Find my Inktober illustrations on [Instagram](#) and in [uncensored version on Patreon](#).

Do you know Martin?

Portrait of an artist



Martin has **always had a passion for drawing** , but it was only recently that he started illustrating slightly naked men. He confides in me that it was largely thanks to me that he dared to take the plunge: "Your simple encouragement, a 'go ahead, take your pencils', gave me the impetus."

Martin began by **revisiting 1950s pin-ups**, reinterpreting them with male models while retaining their iconic poses. What particularly intrigued him was how some poses, less common for men, were nevertheless surprisingly elegant and seductive – like this famous man on the phone, for example.

Today, he allows himself more creative freedom, drawing according to his inspiration.



Pin-up Party

"I challenged myself to **create a new pin-up** every week, which I share every Wednesday for my "Pin-Up Party". All this, of course, on my iPad with Procreate." One of the strengths of this software is that it allows you to create timelapse videos, showing the entire creative process from start to finish.



Martin finally admits to me that he wants to explore other more tangible supports, like wood, and try drawing directly on them. "It remains to be seen if I can find the time to get started."

(Re)Discover Martin's work on his Instagram account [Pinup Gentlemen](#) .

THANKS !

Thank you for taking the time to read this newsletter, see you **next month** !

Feel free to leave me your comments by email :

gabriel@jedessinedesgarcons.com , in **DM on Instagram** , and tell me what you would like to see in the next editions

To discover more of my work, visit my [Patreon](#), my [website](#) and my [ETSY shop](#) .

See you soon !



Merci
Gabriel

If this letter has been forwarded to you and you would like to receive it regularly, leave me your email at **gabriel@jedessinedesgarcons.com**



Copyright 2024 - Gabriel - Je dessine des garçons

You received this email because you signed up on our website or made a purchase from us.

[Unsubscribe](#)

